



# *Pavilions*

Elegance and Sophistication







A vertical photograph on the left side of the page. It shows a rustic stone wall with a white-framed window featuring shutters. Below the window, a wicker chair with a white cushion and a brown pillow is visible. The pillow has the initials 'RH' embroidered on it. The top of the image shows a wooden roof structure.

# HANDCRAFTED *Pavilions*

## ADD CHARACTER TO YOUR OUTDOOR LIVING SPACE

### *Welcome to Outdoor Living*

The sound of children playing, the smell of food on the grill, the joy of a family gathering, and laughter shared between close friends are all part of a life well-lived. These are the common sights and sounds of a backyard pavilion. Always a hub of activity, the pavilion is at the center of outdoor entertaining. Whether dodging the sun, waiting out a summer shower, or sitting down for a meal, people will gather together in your new pavilion.

We appreciate each customer we serve. Thank you to everyone who has taken the time to write and tell us how much joy and relaxation you have gotten from our structures. We have included many photos and testimonials from our customers in this brochure for everyone to read and enjoy. So from all of us.....

## Thank You!

**GRAND ESTATE PAVILION w. VILLA**  
Underside of Roof Detail



A

## STANDARD FEATURES



Our Hampton Pavilions are made from #1 grade treated Southern Yellow Pine which is wrapped in high quality vinyl. The Hampton comes standard with attractive 10" tapered columns with solid wood posts inside. The posts come with powder-coated anchor brackets at the base of each column to attach directly onto your concrete pad or a wood deck. Our decorative post trim covers all the connections for a clean appearance. The arched headers add charisma and are designed to support heavy roof loads, and resist high winds. The headers are trimmed with our decorative dental molding and feature a 12" roof overhang. The ceiling is made of beautiful 1x6 tongue and groove boards, stained mahogany for a rich appearance. The steeper 7.5/12 roof pitch adds character and is constructed with double main rafters and covered with architectural asphalt shingles. Our rectangle Hampton Pavilions are engineered to withstand 140 mph winds and 45 pounds per square foot snow loads. All this is standard when you choose a Hampton Pavilion for your outdoor retreat.

### A. 14'X16' HAMPTON

With Cupola &  
Asphalt Shingles

### B. 12'X16' HAMPTON

With Cupola &  
Asphalt Shingles

### C. 12'X12' HAMPTON

With Penny Copper  
Standing Seam Metal Roof

### D. 14'X20' HAMPTON

With Asphalt Shingles

### E. 14'X20' HAMPTON

Custom Upgraded Headers  
to Remove Center Posts  
& with 8x8 Posts



B



C



D



E



# Hampton Pavilion



## 12'X16' HAMPTON

White Vinyl, with a Cupola, 10" Tapered Columns, & Asphalt Shingles



### Column Base

The 10" tapered columns come with a column base to cover the anchoring hardware included.



### Post Trim and Dental Molding

All pavilions come with decorative pieces which cover the connection hardware and give your pavilion a finished and refined feel.



### Roof Detail

This Hampton Pavilion showcases a pine ceiling with a mahogany stain.



Take your backyard beyond the ordinary.  
The Hampton Pavilion brings class and value to every home.





## STANDARD FEATURES



Our Alpine Pavilions are made from Western Red Cedar with Southern Yellow Pine under the roof. All boards are hand-selected for the best possible appearance. The wood is finished with one of our standard colors. The 8x8 posts are laminated and wrapped to resist warping and checking. The posts come with a black powder-coated bracket at each base to attach directly onto your concrete pad or wood deck, and are covered with a decorative skirt for a finished look. The 4x8 half-moon braces add beauty and lateral strength to resist high winds. The engineered 3-ply 6x8 headers are built to span up to 16' long without sagging. The roof is engineered with 2x6 rafters for structural integrity and comes with a 10/12 pitch on units 16' wide and smaller, and an 8/12 pitch on units 18' wide and larger. We use 1x6 pine tongue and groove boards for the ceiling, covered with architectural asphalt shingles. Our rectangle pavilions are engineered to withstand 140 mph winds and 45 pounds per square foot snow loads. All this comes standard for a strong and beautiful structure to give you the perfect oasis for outdoor entertaining.

### A. 16'X14' ALPINE

With Canyon Brown Stain  
& Asphalt Shingles

### B. 10'X12' ALPINE

With No Stain,  
Custom Roof Pitch &  
Asphalt Shingles



### C. 14'X16' ALPINE

With Canyon Brown Stain  
& Asphalt Shingles



### D. 12'X14' ALPINE

With Canyon Brown Stain  
& Asphalt Shingles



### E. 16'X14' ALPINE

With Custom Stain Color &  
Standing Seam Metal Roof





# Alpine Pavilion



## 16'X16' ALPINE

With Canyon Brown Stain & Standing Seam Metal Roof



### Post Skirts

These decorative post skirts cover the anchor brackets and bolts to keep a clean and finished appearance.



### Cedar Lumber

Alpine Pavilions come with Western Red Cedar lumber. This appearance-grade lumber is low in knots and comes pre-stained.



### Underside of Roof

The underside of the roof offers a tall and awe-inspiring view from below.



The Alpine's old-world look inspires you to want to be outdoors more, and to entertain your friends and family.





A

## STANDARD FEATURES



Our Vinyl Pavilions are made from #1 grade treated Southern Yellow Pine and covered in high quality vinyl. Our posts are built with a heavy-duty wooden 6x6, inserted into a low-maintenance vinyl sleeve. Each post comes with a powder-coated bracket at the base to attach directly onto your concrete pad or wood deck, and is covered with a decorative skirt for a finished look. The enhanced arched braces add the stability needed to resist high winds. Our decorative post trim covers all the connections for a clean appearance. Engineered headers are built with 4 ply 2x8s to span up to 18' long without sagging. The roof is engineered with double main rafters for structural integrity. We use beautiful 1x6 tongue and groove boards for the ceiling, stained mahogany for a rich appearance. The roof comes with a 6/12 roof pitch and architectural asphalt shingles. Our rectangle pavilions are engineered to withstand 140 mph winds and 45 pounds per square foot snow loads. All this comes standard on your Vinyl Pavilion, and is ready to be assembled on site for your next event.

### A. 12'X20' VINYL

With Cupola & Asphalt Shingles

### B. 14'X14' VINYL

With Almond Vinyl, 10" Tapered Columns, Customer Installed Gutters, & Asphalt Shingles

### C. 12'X20' VINYL

With Almond Vinyl & Asphalt Shingles

### D. 14'X24' VINYL

With Cupola & Standing Seam Metal Roof

### E. 14'X20' VINYL

With Custom Upgraded Header to Remove Center Post, & 8"x8" Posts



B



C



D



E



# Traditional Vinyl Pavilion



**20'X32' VINYL TRADITIONAL**  
With 8"x8" Posts, & Asphalt Shingles



## Anchor Brackets

This pavilion comes with the required anchor brackets and concrete lag bolts to attach to footers.



## Post Trim, Brace & Headers

Vinyl Pavilions come with these decorative parts that combine for an elegant look.



## Stained Ceiling

This vinyl pavilion comes pre-stained in this beautiful mahogany color.



Whether you are hosting a dinner party or simply relaxing in the evening with your family, this low-maintenance pavilion provides a cool atmosphere for any type of fellowship.





## STANDARD FEATURES



Our Wood Pavilions are made from #1 grade treated Southern Yellow Pine. All boards are hand-selected for the best possible appearance. The wood is unfinished and ready for you to stain or paint, or you can choose from one of our optional stain or paint colors. The 5x5 posts are laminated to resist warping and checking. The posts come with a black powder-coated bracket at each base to attach directly onto your concrete pad or wood deck and are covered with a decorative skirt for a finished look. The 2x6 half-moon braces add beauty, and lateral strength to resist high winds. Our decorative post trim covers all the connections for a clean appearance. Engineered headers are built with 3 ply 2x8s to span up to 18' long without sagging. The roof comes with a 6/12 roof pitch and is engineered with double main rafters for structural integrity. We use beautiful 1x6 tongue and groove boards for the ceiling, covered with architectural asphalt shingles. Our rectangle pavilions are engineered to withstand 140 mph winds and 45 pounds per square foot snow loads. All this comes standard on your Wood Pavilion for a strong and beautiful structure to give you the perfect oasis for outdoor entertaining.

### A. 10'X12' WOOD

With Custom Stain Color,  
Superior Posts, &  
Asphalt Shingles

### B. 14'X24' WOOD

Underside of Roof with  
Canyon Brown Stain &  
Customer Installed Fans

### C. 16'X32' WOOD

With Additional Posts,  
Canyon Brown Stain,  
& Asphalt Shingles

### D. 12'X16' WOOD

With Cinder Stain,  
Cupola, 8"x8" Posts,  
& Asphalt Shingles

### E. 16'X20' WOOD

With Canyon Brown Stain,  
& Asphalt Shingles





# Traditional Wood Pavilion



## 14'X24' WOOD TRADITIONAL

With Canyon Brown Stain, Cupola, 8x8 Posts, & Asphalt Shingles



### Anchor Brackets

This pavilion comes with the required anchor brackets and concrete lag bolts to attach to the footers.



### Brace & Headers

This pavilion comes with these heavy-duty headers and braces for a strong and stable structure.



### Southern Yellow Pine

This wood pavilion is made of pressure-treated #1 Southern Yellow Pine for many years of worry free weather resistance.



Find time to relax in a Traditional Wood Pavilion with your family. This pavilion provides cool comfort while adding outdoor solace and luxury to your space.





**10'X14' WOOD A-FRAME**  
Standard Unit with Mahogany Stain

## STANDARD FEATURES



Our A-Frame Pavilions are made similar to our Traditional Pavilions, but with an A-Frame roof. The 5x5 posts are laminated to resist warping and checking. The posts come with brackets at each base to attach directly onto your concrete pad and are covered with a decorative skirt for a finished look. The braces add beauty, and lateral strength to resist high winds. Our decorative post trim covers all the connections for a clean appearance. The headers are built with 3 ply 2x8s to span up to 18' long without sagging. The roof is made with double rafters for structural integrity, and sheathed with beautiful 1x6 tongue and groove boards for the ceiling. The roof is a 6/12 pitch and covered with architectural asphalt shingles. Our rectangle pavilions are engineered to withstand 140 mph winds and 45 pounds per square foot snow loads. All this comes standard on your A-Frame Pavilion for a strong and beautiful structure to give you the perfect oasis for outdoor entertaining.



**A-FRAME ROOF DESIGN**



# A-Frame Pavilions



**16'X14' VINYL A-FRAME**  
With 8x8 Posts



## Post Skirt

The anchor brackets and bolts are hidden beneath these attractive skirts.



## Triple Web

The triple web gives the A-Frame strong and sturdy support.



## Post Trim

The top of each post is covered with this post trim to hide the connecting screws.



The A-Frame Pavilion is a clean, contemporary line that will add charm and sophistication to your backyard.





A

## STANDARD FEATURES



Our Grand Estate Pavilions are available in both wood and vinyl and are offered with free spans up to 24' wide. Comes standard with 8x8 posts and curved braces. The headers are made of laminated 2x6 boards and are highlighted by a 2x8 fascia board. The roof comes with a 7/12 pitch, is built with 2x10 rafters and 1x6 tongue & groove roof decking, and is covered with architectural asphalt shingles.

**A. 16'X24' VINYL GRAND ESTATE**  
With Asphalt Shingles

**B. 22'X24' VINYL GRAND ESTATE**

With Grand Estate Cupola, & Standing Seam Metal Roof



B

**C. 16'X24 VINYL GRAND ESTATE**

With Almond Color, & Electrical Package



C

**D. UNDERSIDE OF ROOF**

Shown with Customer installed Ceiling Fan & Lights



D

**E. 24'X24' WOOD GRAND ESTATE**

With Canyon Brown Stain, Standing Seam Metal Roof & Grand Estate Cupola



E



# Grand Estate Pavilions



**20'X20' WOOD GRAND ESTATE**  
With Canyon Brown Stain, Standing Seam  
Metal Roof & Customer Installed Gutters



## Grand Estate Cupola

This beautiful 30" square cupola offers a copper metal roof and glass windows.



## Brace & Headers

These heavy-duty braces and Glu-Lam headers enable spans of up to 24' wide and stabilize the structure.



## Post Skirts

These decorative post skirts cover the anchor brackets and bolts to keep a clean and finished appearance.



The Grand Estate Pavilion has the elegance and grandeur to make any backyard extraordinary.





**12'X14' VINYL SANTA FE**  
Standard Unit with Cinder Stain Ceiling

**VINYL SANTA FE**  
Perlin Style Rafter Ends

## STANDARD FEATURES

Our Santa Fe Vinyl Pavilion comes standard with 8x8 posts and decorative post skirts. Large vinyl braces keep your unit solid and sturdy. This pavilion showcases heavy-duty headers on all four sides to support the roof. The roof comes with a 2/12 pitch and is constructed of 2x8 pine joists, and 1x6 pine roof decking, and covered with a 5V panel metal roofing. Vinyl Santa Fe Pavilions come in white with Mahogany stained ceiling as standard.



**VINYL SANTA FE**  
Underside of Roof



# *Santa Fe Vinyl*



**10'X14' VINYL SANTA FE**  
Standard Unit with Mahogany Stain Ceiling



## **Post Trim**

The top of each post is covered with this post trim to hide the connecting screws.



## **Post Skirt**

The anchor brackets and bolts are hidden beneath these attractive skirts.



## **Braces**

These large braces make this unit a strong and sturdy structure.



The sleek Santa Fe Vinyl Pavilion has a clean, metropolitan look that will accent your modern taste.





## 12'X24' CEDAR SANTA FE

With Mushroom Stain & Standard 5V Metal Roofing

### STANDARD FEATURES



Our Santa Fe Cedar Pavilion comes standard with solid 8x8 posts and decorative post skirts. Large wooden braces keep your unit solid and sturdy. This pavilion showcases heavy-duty headers on all four sides to support the roof. The roof comes with a 2/12 roof pitch and is constructed of 2x8 pine joists and 1x6 pine roof decking, and covered with a 5V panel metal roofing. Cedar Santa Fe Pavilions come unstained as standard.

### CEDAR SANTA FE

Rear Roof Detail Shown with  
Standard 5V Metal Roofing



### CEDAR SANTA FE

Braces & Underside of Roof



# *Santa Fe Cedar*



**10'X14' CEDAR SANTA FE**  
Standard Unit with Cinder Stain



## **Post Skirt**

The anchor brackets and bolts are hidden beneath these attractive skirts.



## **Braces**

These large braces make this unit a strong and sturdy structure.



## **Post Trim**

The top of each post is covered with this post trim to hide the connecting screws.



The Santa Fe Cedar Pavilion has a modern, rustic look that will add drama and warmth to your backyard space.





**12'X20' PINE SANTA FE**  
Standard Unit with Cinder Stain

**PINE SANTA FE**  
Underside of Pavilion Roof

## STANDARD FEATURES

Our Santa Fe Pine Pavilion comes standard with 8x8 posts and decorative post skirts. Large wooden braces keep your unit solid and sturdy. This pavilion showcases heavy-duty headers on all four sides to support the roof. The roof comes with a 2/12 roof pitch and is constructed of 2x8 pine joists and 1x6 pine roof decking, and covered with a 5V panel metal roofing. Pine Santa Fe Pavilions come unstained as standard.



**PINE SANTA FE**  
Roof Detail Shown with  
Standard 5V Metal Roofing



# *Santa Fe Pine*



**10'X14' PINE SANTA FE**  
Standard Unit with Canyon Brown Stain



## **Braces**

These large braces make this unit a strong and sturdy structure.



## **Post Skirt**

The anchor brackets and bolts are hidden beneath these attractive skirts.



## **Post Trim**

The top of each post is covered with this post trim to hide the connecting screws.



The handcrafted Santa Fe Pavilion has a unique, contemporary look that will add drama and sophistication to your backyard.





## STANDARD FEATURES



The Villa Option is available with our Traditional Wood, Traditional Vinyl, and Hampton Pavilions. These Villas come with an unfinished interior perfect for storage or add the option of horizontal 1x6 T&G boards and a linoleum floor to create a back yard office or getaway. The finished interior option comes with a switch to control power to the ceiling and includes electrical receptacles spaced to meet code requirements.

All of our Villas are built strong to meet many of the codes required by local townships. The Villa includes one 15-lite single door.

Add optional windows to fit your needs. The windows and doors include insulated glass, trimmed with 1x3s for added elegance. The Vinyl Villa includes Dutch lap vinyl siding available in eight different colors. Our Wood Villas are available in either cedar or knotty pine siding. Add one of our many stain or paint options to match your home.

### A. 12'X16' WOOD TRADITIONAL

With 6x12 Pine Villa,  
One Window, Floor &  
Cedar Stain

### B. UNDERSIDE OF ROOF

With Open Loft Over Villa

### C. 20'X20' HAMPTON

With 8'x16' Custom Villa,  
Two Custom Windows,  
Upgraded Header for  
20' Span, & Customer  
Installed Stone Siding

### D. 16'X20' VINYL TRADITIONAL

With 6x20 Vinyl Villa,  
& Two Windows

### E. 20'X28' VINYL TRADITIONAL

With 10'X14' Villa, & Customer  
Installed Stone Siding





# Villa Pavilions



**14'X24' VINYL TRADITIONAL**  
With 10'X14' Vinyl Villa,  
Two Windows, Floor & T&G Interior



## Siding

Choose from Dutch lap vinyl siding, knotty pine or knotty cedar.



## Door Handle

Standard 15-lite door comes with a locking handle and a set of keys.



## Loft Ceiling

Villas come standard with a loft style ceiling over your optional Villa.



Add a Villa to your pavilion and enjoy a poolside room.





## Your Style

Looking for a Pavilion that matches your unique style? We can bring in custom products to fit your needs and the style of your home.

## Your Design

Don't see what you are looking for? We will work with you to create a design that is uniquely yours.

## Your Size

Do you have a uniquely sized space you want to fit? We can custom design a pavilion to fit your dimensions perfectly!

### A. 20'X20' HAMPTON

Custom Walls &  
Customer Installed stone.

### B. 10'X47' VINYL TRADITIONAL

Custom Size

### C. 20'X28' ALPINE

Custom Front Roof Overhang

### D. 20'X22' VINYL TRADITIONAL

Custom Post Spacing  
& Custom Room

### E. 20'X20' HAMPTON

Custom Walls & Customer  
Installed Stone.





# Custom Pavilions



**20'X24' HAMPTON PAVILION**  
Custom Size, Walls & Room



## Custom Design

Don't see what you like in our brochure? Request a custom design!



## Custom Sizes

We can help customize the size and look.



## Custom Shapes

Do you have a difficult patio or angle? We can help with custom shaped Pavilions.

Custom Pavilions are **not** available in all areas. Custom Structures do require custom engineering and can add substantial costs to your dream build. Custom structures are a **minimum** of 12-14 weeks of lead time.



Create your own design to match your landscape, style of your home, or your lifestyle.



# Options

## STANDARD SHAPES & SIZES

10'x10', 10'x12', 10'x14', 10'x16', 12'x12',  
12'x14', 12'x16', 12'x18', 12'x20', 12'x24',  
14'x14', 14'x16', 14'x18', 14'x20', 14'x24',  
14'x28', 16'x16', 16'x20', 16'x24', 16'x28',  
16'x32', 20'x20', 20'x24', 20'x28', 20'x32',  
20'x36', 20'x40'

Many other custom sizes also available.

## COLOR OPTIONS

### Vinyl & Wood Paint Colors



White



Almond

### Wood Stain Colors (Includes water repellent)



Golden  
Oak

Cedar

Canyon  
Brown

Sepia  
Brown

Mushroom

Sky  
Gray

Cinder

Mahogany

## ROOFING OPTIONS

### Standard Architectural Asphalt Shingles



Dual Black



Dual Brown



Earthtone Cedar



Weather Wood



Harvard Slate



Aged Redwood



Charcoal Gray



Driftwood



Dual Gray

### Optional Metal Roofing



5V Metal Roof



Standing Seam Metal Roof



Bronze



Blue



Red



Green



Charcoal



Black



## ACCESSORIES

### Available on Wood & Vinyl Pavilions



#### Superior Posts

Creates an added element of refinement.

Not available with 10" columns.



Pavilion  
Cupola

### Available on Vinyl Pavilions Only



#### 8x8 Posts

For a robust look.

#### 10" Tapered Columns

Give your pavilion a

Mediterranean feel.



Grand Estate  
Cupola

## KITS & ASSEMBLY MANUALS



All pavilions come standard as a kit. Everything is included with the kit to install the pavilion, including the screws, hardware, and brackets. The kit also includes a copy of a step-by-step assembly manual for easy installation.

## BUILT TO ENGINEERED SPECIFICATIONS & ENGINEER SEAL



All standard rectangle pavilions are built to spec and meet a standard engineered specification of 140 mph winds and a 45 lb. snow load as standard.\*

With an additional cost, we can also offer construction plans that are certified and sealed by a licensed engineer in your state. Includes a set of sealed drawings for both you and your township.

*\* Excludes custom pavilions. Engineering is available for custom pavilions at an additional cost.*



## HOW TO ORDER

### Select a Pavilion

Choose from any of our standard size  
Traditional or Hampton pavilions.

### Select a Villa


Choose from any of our villas, in pine, cedar  
or vinyl, and select a size that is smaller than  
the pavilion.

### Choose your Options


Select the options you want to add to  
your villa from the list below.

## ACCESSORIES


### 1X6 T&G Interior



### Floor & Linoleum



### Insulation



### Windows



## VINYL SIDING COLOR OPTIONS

### Dutch Lap Siding



### IMPORTANT NOTICE:


Colors printed in this brochure may not be accurate and should be  
used as reference only. When color selection is critical, please refer  
to actual color swatches available at your dealer location.

## WOOD SIDING COLOR OPTIONS

### Pine & Cedar Stain Colors (Includes water repellent) Natural - No Stain (standard for wood)



### Pine Paint Colors





# EZShade *Curtain*



A



B



C

## STANDARD FEATURES



Consider adding this EZShade Curtain System to your new or existing pergola or pavilion. This manually-controlled curtain winds down effortlessly and glides down the double cable system to shade the entire area. You will find yourself using your patio more often when you can block out that glaring afternoon sun. The fabric is a dense screen material that has partial transparency. Bring this EZShade Curtain System to your back yard oasis.

### A. MANUAL OPERATION

Our EZShade Curtain is guided by stainless steel cables and lowered using an included hand crank.

### B. FULL COVERAGE

Get out of the mid-day sun and enjoy your back yard patio.


### C. QUALITY MATERIALS

Made from stainless steel fasteners, powder-coated brackets, and Phifertex fabric.

## AVAILABLE STOCK COLORS



Saylor Sepia




Palazzo Stripe Harbor



Stucco



Burlap



Navy Pier



Metallica Smoke



Black

Other Phifertex curtain fabrics available for an additional fee.









## Testimonies



*"Built to my specific dimensions and the clear instructions enabled us to assemble perfectly! I interacted with several fine folks at Country Lane Gazebos. Each took as much time as I needed to understand the product, the engineering details, and how to adapt their standard kits to my custom application. We are thrilled to have this resort-like outdoor space that makes us the envy of the neighborhood!"*

*~ Jay F.*



*"We looked at several companies and options for the Custom Pavilion we needed and decided to go with County Lane. We had a quick response to questions and pricing and were happy with the overall purchase. The sign of a good company is what happens after the order is placed and they excel. We received our Pavilion within the timeframe they provided for build and delivery as planned. The product was spot on with what we expected, and the quality, style, and strength of the materials were beyond what we expected. Great Job!"*

*~ Andy S.*



*"I acquired quotes for several DIY pavilion kits available online. You provided the best quality for the best price. I received my kit in about five weeks and all the pieces were in good condition. Assembly went smoothly and I am very satisfied with the quality and strength of the structure. It was a great DIY project, and I saved a ton of money without sacrificing quality or appearance."*

*~ Matthew A*



*"I ordered a 12'x16' pavilion, and the entire process of placing the order, delivery, and their professional installation was exceptional! I give the highest recommendations and a 5-star rating. Our pavilion was purchased at a fair and reasonable price, and is both high quality and beautiful. The installation was a joy to watch – less than four hours!"*

*~ Geoff D.*



# *Outdoor Living At Its Best!*

We offer a variety of products to enhance your outdoor living experience. We make every structure with integrity and value, designed to last for a lifetime, and made in the USA.



Made in the  
U.S.A.

GAZEBOKITS.COM

2022